
























DEPARTMENT OF MICROBIOLOGY
MICROBIOLOGY SWAB GUIDE

Swab Type	 DO Use For	 DON'T Use For
  <p align="center">TOP</p> <p>Pink Top Copan Eswab</p>	M,C & S investigations: Wounds Nose Eye Throat Rectal Vaginal	Chlamydia NAAT Gonorrhoea NAAT Trichomonas NAAT Viral PCR
  <p align="center">TOP</p> <p>Orange Top Copan Eswab</p>	M,C & S investigations: Ear Urethral swabs	Chlamydia NAAT Gonorrhoea NAAT Trichomonas NAAT Viral PCR
  <p align="center">TOP</p> <p>Blue Top Amies swab</p>	M,C & S investigations: Nasopharynx (?whooping cough)	Chlamydia NAAT Gonorrhoea NAAT Trichomonas NAAT Viral PCR
  <p align="center">TOP</p> <p>Red Top UTM Viral Swab</p>	Viral PCR only	Chlamydia NAAT Gonorrhoea NAAT Trichomonas NAAT M,C & S investigations
  <p align="center">LABEL</p> <p>Orange Aptima Collection Device Self-take Vaginal Swab</p>	Chlamydia NAAT Gonorrhoea NAAT Trichomonas NAAT	M,C & S Investigations Viral Culture
  <p align="center">LABEL</p> <p>White Aptima Collection Device Cervical/Urethral Swab</p>	Chlamydia NAAT Gonorrhoea NAAT Trichomonas NAAT	M,C & S Investigations Viral PCR
  <p align="center">LABEL</p> <p>Yellow Aptima Collection Device Urine</p>	Chlamydia NAAT Gonorrhoea NAAT Trichomonas NAAT	M,C & S Investigations Viral PCR

DEPARTMENT OF MICROBIOLOGY

MICROBIOLOGY SPECIMEN CONTAINER GUIDE

Specimen Container	 DO Use For	 DON'T Use For
 30ml Red Top Boric Acid Urine Container*	Urine cultures and microscopy ?UTI Urine parasites *check compatibility for dipstick testing with manufacturers guide	Chlamydia NAAT Gonorrhoea NAAT Trichomonas NAAT Pregnancy testing Microalbumin Protein:Creatinine Ratio
 5ml Red Top Boric Acid Urine Container*	Paediatric urine cultures and microscopy ?UTI Small samples <30ml void urine	Chlamydia NAAT Gonorrhoea NAAT Trichomonas NAAT Pregnancy testing Microalbumin Protein:Creatinine Ratio
 30ml White Top Plain Universal Container	M,C & S investigations: Tissue Fluids Pus Biopsies Urine Pregnancy testing Chlamydia NAAT (if Aptima urine collection device not available)	M,C & S investigations: Urine Sputum
 30ml Blue Top Faeces Container with Spoon	Faecal M, C & S ? C difficile Faecal parasites Calprotectin Gastro-intestinal PCR investigations e.g Norovirus	Other microbiology M,C & S investigations
 60ml Plain Sputum Pot	M,C & S investigations: Sputum AAFB / TB Culture (3x samples labelled 1,2,3)	Other microbiology M,C & S investigations